

# Solinst® Levelogger App & Interface for Apple

For use with Model 3001/3002/3250/3500

## Solinst Levelogger App

The Solinst Levelogger® App is designed to communicate with Solinst dataloggers using the *Bluetooth*® enabled Levelogger App Interface. The App can be downloaded for free from the App Store<sup>SM</sup>, onto your Apple® iOS smart device.

To connect your dataloggers to the App, you need the Levelogger App Interface; a simple portable hardware connection to the top of your Levelogger's Direct Read Cable or Adaptor, LevelVent Wellhead or AquaVent Wellhead Connector Cable. Your Apple smart device pairs with the Levelogger App Interface using short range wireless Bluetooth technology, enabling communication with your connected datalogger.

## Convenient and Efficient

The Levelogger App is streamlined and very intuitive, making it easy to use. The Solinst Levelogger App provides information about the connected datalogger, including battery level, serial number, and location.

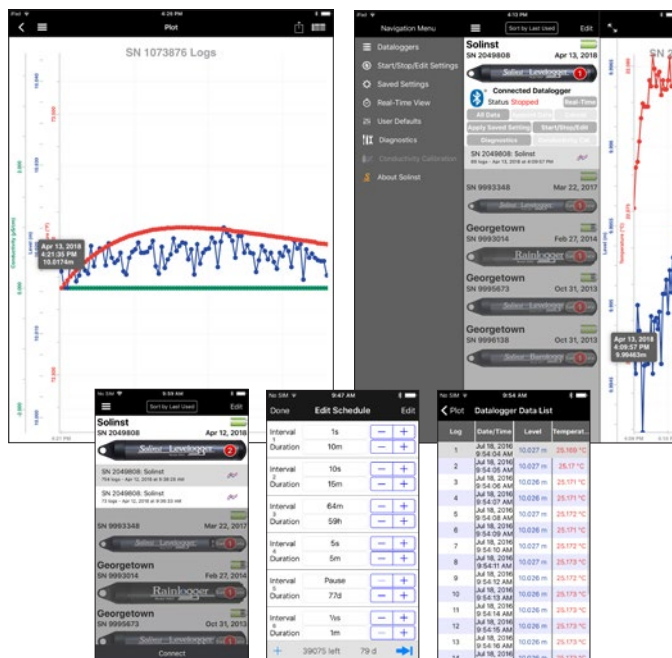
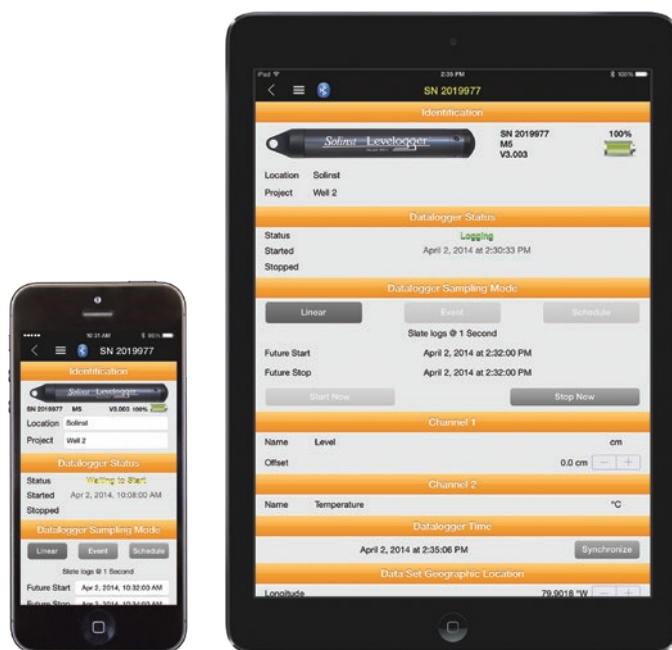
The App provides all major programming options available with the Solinst Levelogger PC Software, but without the need to bring a bulky laptop to the field. You can save up to 10 program settings that can be applied to dataloggers. This can help standardize all dataloggers across a project.

The App allows you to immediately check real-time readings from the connected datalogger, as well as view logged readings in a graph or database format. The data can be downloaded onto your smartphone and e-mailed or transferred directly to your computer. Data files can be compensated using the Data Wizard in the Levelogger PC Software.

You can also perform an LTC Levelogger Edge conductivity calibration, and obtain diagnostic information from a connected datalogger using the Solinst Levelogger App.

## Advantages

- Communicate to your dataloggers using Bluetooth
- Makes data collection very efficient
- Eliminates the need to bring a laptop to the field
- Employs the smart technology that you are already using
- Program and start dataloggers right in the field
- View real-time readings, or download and e-mail logged data files



®Apple and the Apple logo are trademarks of Apple Inc., registered in the U.S. and other countries. App Store is a service mark of Apple Inc.

iOS is a trademark or registered trademark of Cisco in the U.S. and other countries and is used under license.

The Bluetooth® word mark and logos are registered trademarks owned by Bluetooth SIG, Inc. and any use of such marks by Solinst Canada Ltd. is under license.

# Solinst® Levelogger App & Interface for Apple

For use with Model 3001/3002/3250/3500

## Levelogger App Interface

The App Interface uses *Bluetooth*® wireless technology to connect a Solinst datalogger to your Apple® smart device. Once connected, you can view data and program the datalogger using the Levelogger App.

The App Interface is compatible with the Levelogger Edge, Barologger Edge, Levelogger Junior Edge, LTC Levelogger Edge, Rainlogger Edge, LevelVent and AquaVent, as well as Levelogger Gold, Barologger Gold, Levelogger Junior, LTC Levelogger Junior, and Rainlogger.

## Efficient and Convenient Operation

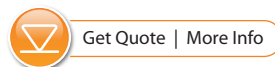
The App Interface is lightweight, compact in design, and is easily transported – ideal for field use. It uses four 1.5V AA lithium batteries that are easily replaced. The Interface has a power button to turn it on and off, and there is an auto-off after 10 minutes of inactivity. A LED light indicates its status.

Operation is simple:

- 1) Download the Solinst Levelogger App on your Apple smart device. The App is available free on the App Store™.
- 2) Connect the Levelogger App Interface to the top end of your Levelogger's Direct Read Cable or Adaptor, LevelVent Wellhead or AquaVent Wellhead Connector Cable, and turn it on.
- 3) Enable Bluetooth on your smart device and pair the Levelogger App Interface to your device.
- 4) Launch the Solinst Levelogger App, and connect to your datalogger.
- 5) When you are finished communicating with your datalogger, disconnect the App Interface, and connect to a datalogger at your next monitoring location. The App Interface is not intended for dedicated applications.



The Direct Read to Optical Adaptors allow you to directly connect your Levelogger to the Levelogger App Interface. Threaded and slip fit options.



Levelogger App Interface Specifications	
IP Rating:	IP 64 (dust and splash resistant)
Materials:	Black Delrin®, 316 stainless steel
Operating Temperature:	-20°C to +50°C
Batteries:	4 x 1.5V AA replaceable lithium batteries
Battery Life:	500 full Levelogger downloads @ 21°C
Typical Bluetooth Comm. Range:	up to 30 ft (10 m)
Size:	ø 2.25" x 4.875" (ø 57 mm x 124 mm)
Weight:	13.7 oz. (388 grams)



"Made for iPod," "Made for iPhone," and "Made for iPad" mean that an electronic accessory has been designed to connect specifically to iPod, iPhone, or iPad, respectively, and has been certified by the developer to meet Apple performance standards. Apple is not responsible for the operation of this device or its compliance with safety and regulatory standards. Please note that the use of this accessory with iPod, iPhone, or iPad may affect wireless performance.

The Bluetooth® word mark and logos are registered trademarks owned by Bluetooth SIG, Inc. and any use of such marks by Solinst Canada Ltd. is under license.

®Apple, iPod, iPhone, iPad, and the Apple logo are trademarks of Apple Inc., registered in the U.S. and other countries. App Store is a service mark of Apple Inc.

®Solinst and Levelogger are registered trademarks of Solinst Canada Ltd.

Printed in Canada  
July 13, 2018

**For further information contact: Solinst Canada Ltd.**  
 Fax: +1 (905) 873-1992; (800) 516-9081 Tel: +1 (905) 873-2255; (800) 661-2023  
 35 Todd Road, Georgetown, Ontario Canada L7G 4R8  
 Web Site: [www.solinst.com](http://www.solinst.com) E-mail: [instruments@solinst.com](mailto:instruments@solinst.com)

